

Why log on to the website?

- Allows you access to the latest OSL News
- You can read the newest Sharing Magazine online and have access to all the old issues.
- You can be a part of the Online Chapter which has months discussions and teachings.
- Join a chapter in your area, online.
- and much more to come...




The International Order of St. Luke the Physician is an ecumenical organization dedicated to the Christian healing ministry. The Order of St. Luke has members throughout North America and the world and welcomes inquiries about the healing ministry.

For more information about the OSL, call or write:

The Order of St. Luke
P.O. Box 780909
San Antonio, TX 78278-0909
Toll Free: 877-992-5222
Email: osl2@satx.rr.com
Visit our website at www.OrderofStLuke.org



Logging on the OSL Website



The OSL Website can be a powerful tool in bringing members together.

UNITING with the other members of the OSL, those in your chapter, those in your area, those in your region and across the world is the main goal of the OSL Website. By uniting together and sharing communication across the entire membership, OSL will continue to expand and promote the Christian Healing Ministry to the world.

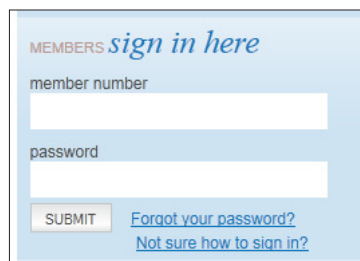
How to log into the website the first time.

Step #1: Locate your member number

If you don't remember your OSL membership number, just turn to the outside cover of your Sharing Magazine. Look at the area where your name and address is printed for mailing. In the upper left hand corner you will see a series of numbers. That is your member number. If you don't have a Sharing Magazine, or you don't know your member number, please contact the OSL office at (877) 992-5222. (Please note: your member number should always have 5 digits, and when logging in you should always include the leading and trailing zeros. For example, if your member number is 1234, you should log in with 01234)

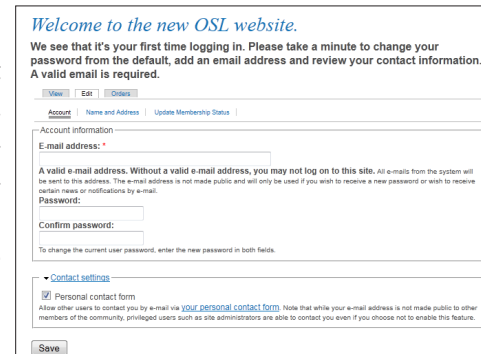
Step #2: Log in

In the far right hand side of the web site, you'll see the login area. Type your member number in the assigned location. To locate the password look in your most recent version of Sharing magazine. There will be an article with instructions on how to login that will list the one word password to use. After entering in the password, click the 'Submit' button or press 'Enter'. Congratulations! You're logged in!



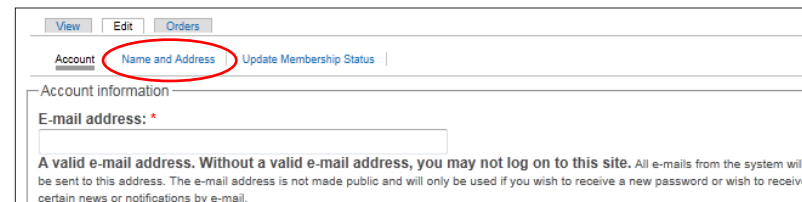
If you have any problems logging in you can enter your member number and click "forgot your password" and you will be emailed a temporary password and instructions on how to reset your password. You may also contact to OSL office for assistance in logging into the website the first time.

Step #3: Change your password
After logging in for the first time, the screen will change to this. Now you'll want to change your password for added security. The passwords are case sensitive so be careful to write it down and put it in a safe location. Enter your new password in the assigned location.



Step #4: Review your contact information

Now is a great time to take a look at your information and make changes or updates as needed. First, review or enter your email address, then click on 'Name and Address' and make the appropriate updates. This is the mailing address that your Sharing Magazine subscription will be mailed to, so make sure it's correct.



Step #5: Join your chapter

The 'My Local Chapter' block located in the right column will show which chapters you have joined. To browse all available chapters click the 'view all chapters' link or click on the link to 'join a chapter'. Look through the Chapters listed. Select the name of your Chapter and press 'enter'. If your Chapter is not listed, you will need to contact your Convener and ask them to contact the webmaster to add the Chapter before you will be able to be added to your Chapter.

